



3000 RANGE

Customised modular solutions : 3000 RANGE

► DRIVES

■ Asynchronous



VARMECA



PROXIDRIVE



DIGIDRIVE



UNIDRIVE SP

■ Servo



UNIDRIVE SP

► MOTORS

■ Asynchronous With or without brake

- **GENERAL PURPOSE**
 - LS, – LS FCR,
 - FLS, – FLS FCR



- **ATEX DUST**
 - LSPX,
 - LSPX FCR,
 - LS, – LS FCR




- **ATEX GAS**
 - LSE, – FLSE,
 - LSN, – FLSN,
 - FLSD



- **VARIABLE SPEED**
 - LSMV,
 - LSMV FCR



- **FOOD PROCESSING**
 - LSIA,
 - LSIA FCR,
 - FLSIA,
 - FLSIA FCR



■ Servo

- SMV




► GEARBOXES



COMPABLOC

- Helical gears
- Axial output
- Foot or flange mounting



ORTHOLOC

- Helical bevel gears
- Orthogonal output with solid shaft, hollow shaft or hollow shaft with shrink disc
- Foot or flange mounting, or with torque arm



MANUBLOC

- Helical gears
- Parallel output with solid shaft, hollow shaft or hollow shaft with shrink disc
- Flange mounting or with torque arm

► Studier housing




Optimised by CAD modelling and calculations using finite elements, housings in the 3000 range can easily withstand the stresses involved in the most demanding applications. The integral feet have excellent tensile strength and the ribbed casting prevents any deformation.

► Protection

Sealing ring on motor side

Monobloc housing and gasket with dustproof lipseals on the output shaft




Flat seal

Independent seal on the output flange side

► Easier maintenance



Opening on top for :
– quick, clean filling and draining
– Inspection for preventive maintenance




Installation made easier by generous through-holes for the screws fixing the feet

► Choice of mounting



MI mounting with integrated electric motor



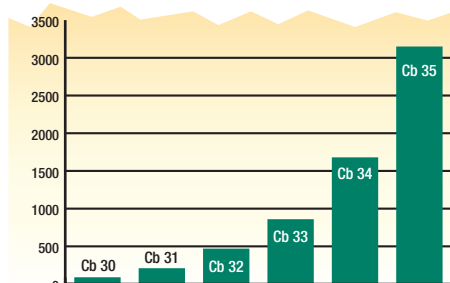
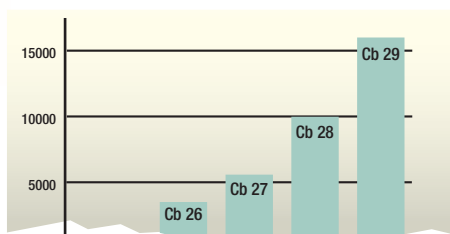
MU universal mounting with standard B5 IEC motor



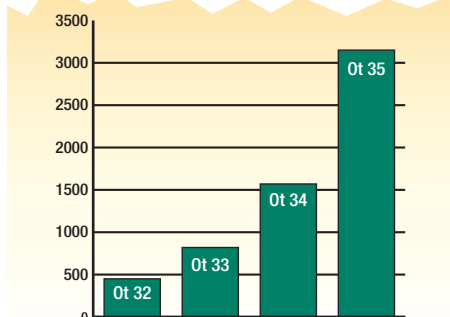
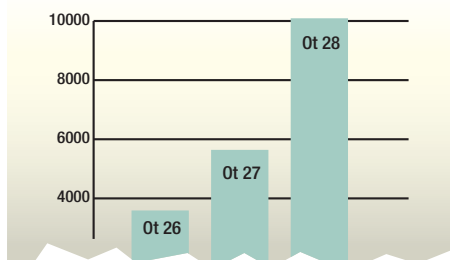
Mounting with AP input shaft and optional AP/AD anti-runback

► Improved withstand capacity to radial forces

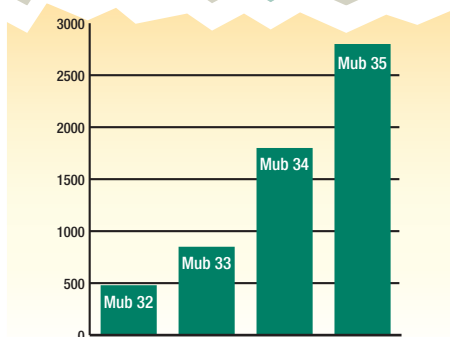

The optimised mechanical design of the 3000 range ensures that these products can cope with the stresses involved in the most demanding applications.




COMPABLOC: 9 sizes up to 16,000 N.m



ORTHOBLOC: 7 sizes up to 10,000 N.m



MANUBLOC: 6 sizes up to 5,000 N.m



Help with selection



► The configurator



The numerous combinations offered by the **COMPABLOC**, **ORTHOLOC** and **MANUBLOC** series are covered in detail in the technical catalogues.

The configurator can be used to choose the most suitable product and provides the technical specifications and corresponding drawings.

- Help with product selection
- Print-outs of technical specifications
- Print-outs of 2D and 3D CAD files
- The equivalent of 300 catalogues in 10 languages

► Product availability



In order to be able both to respond to urgent requests and adhere to promised customer lead times, LEROY-SOMER has put in place a powerful logistics system covering the whole of Europe.

The availability of products in the 3000 range is ensured by the network of European subsidiaries, assembly centres and LEROY-SOMER central services all working together.

This unique organization enables us to adapt quickly to variations in lead times requested by customers.



Worldwide presence



470 sales offices and service centres
45 manufacturing and assembly sites



Industrial Motors and Gears Limited

Tel. 01642 467999

Mob. 07815 889460

Fax. 01642 467988

Email. sales@imag-uk.com

www.imag-uk.com